










Tic-Tac-Toe Choice Board

Using Persuasion to Address a Contemporary Issue


| | | |
|-----------------------------------------------------------------------------------------------------------------------------------------------------------------------------------------------------------------------------------------------------------------------------------------------------------------------------------------------------------------------------------------|---------------------------------------------------------------------------------------------------------------------------------------------------------------------------------------------------------------------------------------------------------------------------------------------------------------------------------------------------------------------------------------------------------------------------------------------------------------------------------------------------------------------------------------------------------|-------------------------------------------------------------------------------------------------------------------------------------------------------------------------------------------------------------------------------------------------------------------------------------------------------------------------------------------------------------------------------------------------------|
|  <p>Sketch a political cartoon to express your opinion about the issue you have selected. Be sure to use irony to make your point. Give your cartoon a caption.</p> | <p>Write, shoot, and edit a short video showing your position on the issue you have selected. Be sure that both the video and audio portions of your production use persuasive strategies to imply your position clearly and forcefully. (You may select this option instead of any to the left.)</p> |  <p>Write and deliver a 3-4 minute persuasive speech arguing your position on the issue you have selected. Be sure to develop an interesting opening and a strong close. Use persuasive strategies to develop your argument, including facts, statistics, and appeals to the audience's emotions and ethics.</p> |
|  <p>Create a poster or posters for a public service announcement related to the issue you have selected. Use your visual design and several persuasive strategies to convince people to agree with your position on the issue.</p> |    <p>Select a contemporary issue that you feel strongly about. Using both print and non-print sources, find out as much as you can about this issue. Write a bibliography of all sources you use to research this issue. Turn in all of your notes and highlighted copies of information.</p> |  <p>Write an outline of a report stating your position on the issue you have selected and showing the information you have found. Begin your outline with a paragraph starting your position, then use different headings to show your information in outline form. Include a concluding paragraph.</p> |
|  <p>Design several line or bar graphs, pie charts, or tables showing information related to the issue you have selected. You may use a combination of these types of visuals; be sure to label them clearly. Keep in mind that the way information is presented can be a powerful persuasive tool.</p> | <p>Write a two-column script for a political advertisement supporting your position on the issue you have selected. Be sure that both the video and audio portions of your script use persuasive strategies to imply your position clearly and forcefully. (You may select this option instead of any to the right.)</p> |  <p>Write a 500-700 word editorial expressing your view on the issue you have chosen. Be sure to use persuasive strategies in your argument, including facts, statistics, and appeals to the reader's emotions and ethics.</p> |



Group 1 Activities



Group 2 Activities



Group 3 Activities

MIDDLE AGES

Middle Ages Unit
Shenandoah, 2001

Tic-Tac-Toe

Directions: After reading a book about the Middle Ages, choose three activities in the tic-tac-toe design. You will choose activities in a row - horizontally, vertically, or diagonally. You may decide that three activities are enough, or you may decide to keep going and complete more activities. You may work with a partner on one of the activities.

| | | |
|---------------------------------------------------------------------------------------------------------------------|---------------------------------------------------------------------------------------------------------------------------|---------------------------------------------------------------------------------------------------------------------------|
| IMAGINE (Synthesis) 1 You are the main character of the story. How would you do things differently? | COMPARE (Comprehension) 2 Compare this story with another one with the same theme. | CHANGE (Synthesis) 3 You are the author. Change the setting and sequence of events. |
| LOCATE (Knowledge) 4 Find the page where the author writes about the plot's turning point. | CREATE (Synthesis) 5 Come up with a way to share what you've read. Get your idea approved by the teacher. | DESCRIBE (Comprehension) 6 You are a media specialist. Describe the plot and theme to a potential reader. |
| RESPOND (Comprehension) 7 Respond to the author by writing him or her a friendly letter. | BUILD (Application) 8 Build a diorama to show the characters and setting of the story. | CRITIQUE (Evaluation) 9 What is your viewpoint of the story? |

I have chosen to complete activities # _____, # _____, and # _____.

#5 Create: I will complete the following activity since I chose #5.

Student's Signature _____ Date _____

Teacher's Signature _____ Date _____



Insect Think-Tac-Toe



| | | |
|-----------------------------------------------------------------------------------------------------------------|-----------------------------------------------------------------------------------------------------------|------------------------------------------------------------------------------------------------------------------------------------------|
| <p>1. Research 2 insects. Compare and contrast their habitats, survival mechanisms, and life cycles.</p> | <p>2. Make an ABC book of what you learned about insects.</p> | <p>3. Classify 20 insects into at least 4 different categories. Make a chart with words and pictures to show your categories.</p> |
| <p>4. Listen to 4 different songs about insects. Tell or write what you learned.</p> | <p>5. Imagine that you are an insect. Write and illustrate a story about one day in your life.</p> | <p>6. Make a 3-D insect. Label at least 8 parts.</p> |
| <p>7. Survey 10 people about their feelings on insects. Graph your results.</p> | <p>8. Make a poster showing the benefits of insects.</p> | <p>9. Make a board game that would help a student learn at least 10 facts about insects.</p> |

I choose activity # _____, _____, and _____.